


(SC01) SCREENING TYPE 01
DECORATIVE COPPER LOOK METAL SCREENING / FINS
COLOUR AND FINISH TO MATCH CLADDING (CL01)
EQUAL TO VITRACORE G2 "VC9809 COPPER"



(CL02) CLADDING TYPE 02
GREY MARBLE LOOK PORCELAIN CLADDING
EQUAL TO ARTEDOMUS "FRAGMENTA MILANO" (LEFT)
WITH EXPRESSED COPPER LOOK JOINTS (RIGHT)




(SC02) SCREENING TYPE 02
DECORATIVE COPPER LOOK METAL SCREENING
(PATTERN / GRAPHIC TBC) PUBLIC ART

DISCLAIMER
Subject to: full site survey, measurements are preliminary, discussions and meetings with authorities, approval from authorities, relevant consultant information as per council DA requirements. Feasibility completed based on information provided by client. Drawings are not suitable for purchase of property. All parking and ramps to traffic engineers details. (Subject to Approval)





(CL01) CLADDING TYPE 01
COPPER LOOK METAL CLADDING
EQUAL TO VITRACORE G2 "VC9809 COPPER"





(GL01) GLAZING TYPE 01
DARK GREY TINTED GLAZING (EXACT COLOUR TBC)
(REFER ESD CONSULTANT REPORT FOR DETAILS)
WITH POWDERCOATED CUSTOM METAL SUNHOODS
IN DULUX DURATEC "ETERNITY TITANIUM PEARL"

(GL02) GLAZING TYPE 02
MED GREY TINTED GLAZING (EXACT COLOUR TBC)
(REFER ESD CONSULTANT REPORT FOR DETAILS)



(LV(G)) GLASS LOUVRES
LIGHT GREY TINTED GLASS
LOUVRES (TO MATCH GL02)



GLASS AWNING
GLAZING WITH TRANSPARENT PHOTOVOLTAIC PV CELLS
(REFER ESD CONSULTANT REPORT FOR DETAILS)

ADDITIONAL INFO

MATERIALS & COLOURS

PN1914

064

Rev. U